



# WEBLOK™ ASSEMBLY

**WORKING LOAD LIMIT: UP TO 75,000 LBS.  
AVAILABLE IN 6 SIZES FROM 3/8" TO 1-1/4"**

When working with synthetic slings, CM Weblok assemblies allow for quick, easy and safe sling attachment. CM Webloks are available in two designs. Synthetic-to-attachment Webloks combine our industry-leading CM Hammerlok® coupling link with a CM synthetic sling attachment. Synthetic-to-synthetic Webloks feature two synthetic sling attachments. CM Webloks are available with either single or double load pin retention, depending on your application.

## BENEFITS & FEATURES

### VERSATILE & EASY TO USE

For use with round slings, web slings and high-performance synthetics. Simply connect a sling to the synthetic sling attachment of the Weblok and a master link or other rigging attachment to the Hammerlok portion to efficiently and safely lift your load. For synthetic-to-synthetic Webloks, simply attach a sling to both ends.

### MADE OF DURABLE FORGED ALLOY STEEL

Forged rigging products are better than cast rigging products. When compared, forged parts feature greater ductility, better fatigue life, higher tensile strength and have a finer grain structure. This combination of enhanced features allows for lighter, better performing products with a lower risk of internal defects.

### 5:1 DESIGN FACTOR

### 100% PROOF TESTED



### DURABLE ORANGE POWDER COATED FINISH

Synthetic sling attachment portions of the CM Weblok feature the widely recognized CM orange powder coated finish, providing an extra-smooth surface for synthetic attachments.

### MEETS ASTM A952 & WSTDA-RS1 STANDARDS


Buy with confidence knowing your product is safe to operate and meets industry-recognized overhead lifting standards.

### INDUSTRY-LEADING SAFETY

Available with either single or double retention. Webloks with double retention feature a load pin retention system that incorporates a bolt head and lock nut to prevent the load pin from backing out during extreme use – delivering the highest level of safety on the market. For less severe applications, single-retention Webloks use the same retention system as CM's legendary Hammerlok.



SYNTHETIC TO ATTACHMENT  
WITH DOUBLE RETENTION



SYNTHETIC TO ATTACHMENT  
WITH SINGLE RETENTION



SYNTHETIC TO SYNTHETIC  
WITH SINGLE RETENTION




SYNTHETIC TO SYNTHETIC  
WITH DOUBLE RETENTION

## OPTIONAL UNIQUE DOUBLE LOAD PIN RETENTION

### SAFETY IS A TOP PRIORITY

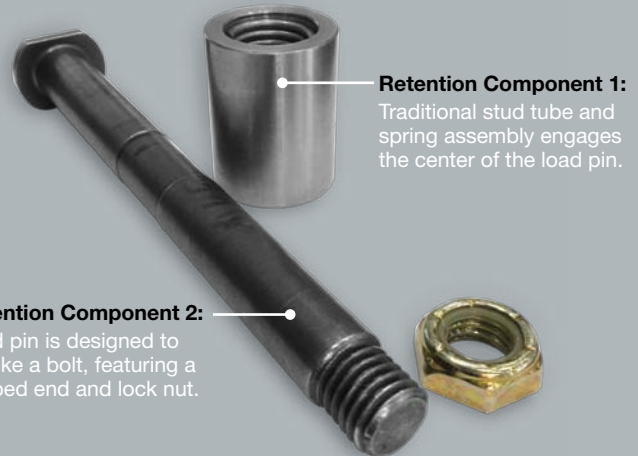
When working with synthetic slings, CM Weblok assemblies allow for quick, easy and safe sling attachment. CM Webloks are available with either single or double load pin retention, depending on your application.



SINGLE RETENTION



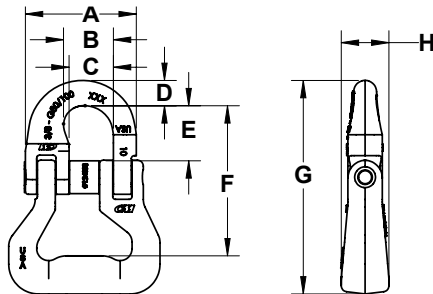
DOUBLE RETENTION



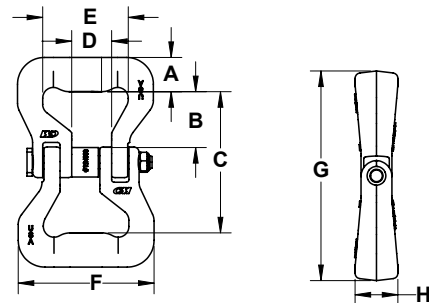
**Retention Component 1:**  
Traditional stud tube and spring assembly engages the center of the load pin.

**Retention Component 2:**  
Load pin is designed to act like a bolt, featuring a capped end and lock nut.

### SYNTHETIC TO ATTACHMENT



### SYNTHETIC TO SYNTHETIC



### SPECIFICATIONS

Size (in.)	Working Load Limit (lbs.)		Product Code		Double Retention Load Pin Kit	Dimensions (in.)								Weight (lbs.)
	Design Factor		Single Retention	Double Retention		A	B	C	D	E	F	G	H	
	5:1	4:1												
<b>Synthetic to Attachment</b>														
3/8	6,250	7,850	867010-2	867010-4	R867010-4	2.33	1.05	0.93	0.53	1.16	3.15	4.48	1.00	1.49
5/8	12,500	15,650	867020-2	867020-4	R867020-4	3.57	1.55	1.35	0.88	1.74	4.32	6.19	1.25	3.96
3/4	18,750	23,450	867025-2	867025-4	R867025-4	4.31	1.78	1.55	1.04	2.02	5.47	7.61	1.38	6.62
7/8	30,000	37,500	867030-2	867030-4	R867030-4	5.00	2.25	1.92	1.05	1.83	5.15	7.60	1.75	8.96
1	40,000	50,000	N/A	867035-4	R867035-4	5.86	2.74	2.37	1.25	2.31	6.57	9.67	2.25	16.18
1-1/4	60,000	75,000	N/A	867040-4	R867040-4	7.04	3.00	2.70	1.53	2.63	7.41	10.92	2.31	25.35
<b>Synthetic to Synthetic</b>														
3/8	5,000	N/A	877010-2	877010-4	R867010-4	0.80	1.31	3.30	0.93	2.00	3.18	4.90	1.00	2.03
5/8	10,000	N/A	877020-2	877020-4	R867020-4	0.99	1.52	4.10	1.38	2.75	4.13	6.08	1.25	4.56
3/4	15,000	N/A	877025-2	877025-4	R867025-4	1.10	2.13	5.58	1.55	2.75	4.48	7.78	1.38	6.96
7/8	25,000	N/A	877030-2	877030-4	R867030-4	1.41	2.00	5.32	1.92	3.75	6.00	8.14	1.75	11.00
1	40,000	N/A	N/A	877035-4	R867035-4	1.85	2.89	7.15	2.37	4.74	7.45	10.84	2.25	22.79
1-1/4	60,000	N/A	N/A	877040-4	R867040-4	1.98	3.22	8.00	2.70	5.75	8.88	11.96	2.31	33.30