

Lifting Beams

Model 20 - Low Headroom Multiple Spread Lifting Beam

Ideal where headroom is limited.



QUICKSHIP PROGRAM

PRODUCT FEATURES:

- Beams over 6' and longer have 3 spreads.
- 3' & 4' beams have 2 spreads.
- Swivel hooks with hook latches standard.
- Wide range of sizes and capacities available.
- Complies with ASME standards.

STANDARD FEATURE:

Three spreads to adjust to the load

- Outside spread
- Middle spread (outside less 1')
- Inside spread (outside less 2')


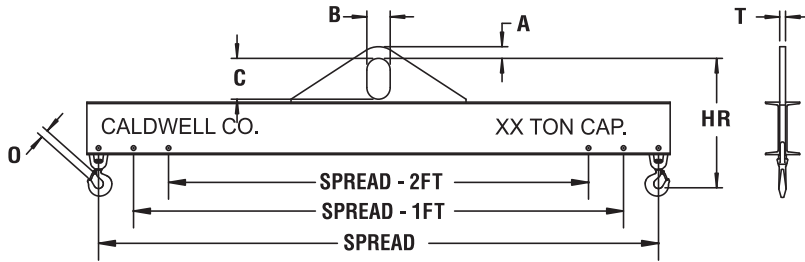
SPECIFICATIONS

Capacity (tons)	Model Number HR Headroom (in.) Weight (lbs.)	Outside Spread (feet)						
		3	4	6	8	10	12	
1/2	Model Number	20-1/2-3	20-1/2-4	20-1/2-6	20-1/2-8	20-1/2-10	20-1/2-12	
	HR Headroom	12-3/4	12-3/4	12-3/4	12-3/4	13-3/4	13-3/4	
	Weight	40	50	65	95	140	160	
1	Model Number	20-1-3	20-1-4	20-1-6	20-1-8	20-1-10	20-1-12	
	HR Headroom	12-3/4	12-3/4	13-3/4	13-3/4	14-3/4	15-3/4	
	Weight	40	50	85	115	165	230	
2	Model Number	20-2-3	20-2-4	20-2-6	20-2-8	20-2-10	20-2-12	
	HR Headroom	13-3/4	13-3/4	14-3/4	16-1/2	17-1/2	18-1/4	
	Weight	50	65	100	165	230	315	
3	Model Number	20-3-3	20-3-4	20-3-6	20-3-8	20-3-10	20-3-12	
	HR Headroom	15-1/4	15-1/4	16-1/4	17-1/4	18-1/4	22-1/2	
	Weight	70	80	140	200	275	415	
5	Model Number	20-5-3	20-5-4	20-5-6	20-5-8	20-5-10	20-5-12	
	HR Headroom	19-1/2	20-1/2	21-1/2	25-1/2	25-1/2	27-1/2	
	Weight	115	145	205	325	390	580	
7-1/2	Model Number	20-7 1/2-3	20-7 1/2-4	20-7 1/2-6	20-7 1/2-8	20-7 1/2-10	20-7 1/2-12	
	HR Headroom	22-1/2	23-1/2	25-1/4	27-1/4	27-1/4	30-1/4	
	Weight	135	170	265	415	500	910	
10	Model Number	20-10-3	20-10-4	20-10-6	20-10-8	20-10-10	20-10-12	
	HR Headroom	23-1/4	25-1/4	27-1/4	27-1/4	30-1/4	30-1/4	
	Weight	150	205	335	420	775	910	
15	Model Number	20-15-3	20-15-4	20-15-6	20-15-8	20-15-10	20-15-12	
	HR Headroom	28-1/2	30-1/2	30-1/2	33-1/2	33-1/2	40-1/4	
	Weight	215	295	375	685	820	1180	
20	Model Number	20-20-3	20-20-4	20-20-6	20-20-8	20-20-10	20-20-12	
	HR Headroom	38-3/4	38-3/4	38-3/4	38-3/4	41-1/2	41-1/2	
	Weight	370	435	575	710	1070	1235	
25	Model Number		20-25-4	20-25-6	20-25-8	20-25-10	20-25-12	
	HR Headroom		41-3/8	41-3/8	44-3/8	44-3/8	44-3/8	
	Weight		470	590	925	1100	1650	
30	Model Number		20-30-4	20-30-6	20-30-8			
	HR Headroom		45-1/2	45-1/2	48-1/4			
	Weight		525	660	1010			
40	Model Number		20-40-4	20-40-6				
	HR Headroom		44-3/4	47-3/4				
	Weight		600	930				

Other sizes available, consult factory.

Lifting Beams


Recommend faspins (Option B) if frequent hook position changes (spread) are required.



OPTION A

Extra Holes or Different Placement of Holes


Allows multiple hook positioning beyond standard spreads. Specify number and spread(s) required.



OPTION B

Faspins

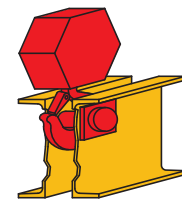
For ease of positioning hooks with quick release. Specify number required.



OPTION C

Extra Hooks

Allows for multiple pick points. Specify number required.



OPTION D

Pin Type Bail

Lifting pin located between structural channel. (Hoist hook information must be supplied.)



OPTION E

Shackle Lug

Lifting lug with shackle. (Headroom may change.)

SPECIFICATIONS

	Outside Spread (feet)						Other Dimensions (in.)	
	14	16	18	20	24	30		
	20-1/2-14 14-3/4 230	20-1/2-16 15-3/4 305	20-1/2-18 16-3/4 400	20-1/2-20 16-3/4 450	20-1/2-24 20-1/4 830	20-1/2-30 22-1/4 1340	A=7/8 B=3 C=5	T=3/4 O=7/8
	20-1-14 16-3/4 320	20-1-16 18-1/2 415	20-1-18 20-1/4 605	20-1-20 20-1/4 675	20-1-24 22-1/4 1095		A=7/8 B=3 C=5	T=3/4 O=7/8
	20-2-14 20-1/4 480	20-2-16 20-1/4 540	20-2-18 24-3/4 800	20-2-20 24-3/4 900	20-2-24 27-3/4 1730		A=7/8 B=3 C=5	T=3/4 O=7/8
	20-3-14 24-1/2 650	20-3-16 24-1/2 730	20-3-18 27-1/2 1295	20-3-20 27-1/2 1450	20-3-24 27-1/2 1765		A=1-1/4 B=3 C=5	T=1 O=1
	20-5-14 27-1/2 690	20-5-16 30-1/4 1210	20-5-18 30-1/4 1340	20-5-20 30-1/4 1505	20-5-24 33-1/4 2275		A=2 B=4 C=7	T=1-1/4 O=1-15/16
	20-7 1/2-14 30-1/4 1070	20-7 1/2-16 30-1/4 1600	20-7 1/2-18 33 1665				A=2 B=4 C=7	T=1-1/4 O=1-1/2
	20-10-14 30-1/4 1075	20-10-16 33 1500	20-10-18 33 1670				A=2 B=4 C=7	T=1-1/4 O=1-9/16
	20-15-14 40-1/4 1385						A=2-1/2 B=5 C=9	T=1-1/2 O=2-1/16
See pages A.10 and A.11 for these capacities and sizes.							A=2-1/2 B=5 C=9	T=1-1/2 O=2-1/4
See pages A.10 and A.11 for these capacities and sizes.							A=3 B=6 C=12	T=1-3/4 O=2-1/4
See pages A.10 and A.11 for these capacities and sizes.							A=3-1/2 B=7 C=16	T=2 O=2-1/4
See pages A.10 and A.11 for these capacities and sizes.							A=3-1/2 B=7 C=16	T=2-1/2 O=3